



SummerWinds Nursery *Build Your Own Butterfly Garden*



Butterflies are instrumental to keeping our ecosystems in balance. They have been impacted by habitat decline, drought and wide spread (often improper) pesticide use. Creating a butterfly sanctuary in your garden is easy, fun, and essential for the survival of our fluttering friends.

Important to Note:

- Adult butterflies need high nectar flowers
- Large, trumpet shaped flowers = big butterflies
- Smaller blossoms = little butterflies
- Hungry caterpillars need host plants




Milkweed is a must for Monarchs!

The only place they lay their eggs and the only food their hungry caterpillars eat, Milkweed in your garden helps bolster their numbers, now in dangerous decline.

Food—butterflies and caterpillars need it!

- Food for caterpillars is just as important as nectar for butterflies. Good larval plants for our area include hollyhock, nasturtium, parsley, cabbage and passion vine. Plants often considered weeds are some of the best host plants: milkweed, plantain, fennel, mustard, mallow and thistle.
- For maximum butterfly benefit, stay away from hybrids and stick to single flowers; double flowers produce less nectar. Refer to the list on the reverse for great butterfly plants to start your garden.

Water—butterflies love it!



- Shallow muddy puddles are best; males need them to pass salts and minerals that they pass to eggs while mating.
- Make your own butterfly retreat using a saucer of sand topped with water. Add a pinch of salt and slice of citrus for extra nutrients for butterflies. Or just water your plants in the ground a little longer to leave shallow puddles for butterfly refuge.
- Wet areas often attract males of multiple species, making them prime viewing spots.

Sunlight - A primary requirement

Make sure you have a spot for butterflies to soak the rays. A pebble patio, stone wall, gravel path or big rock with a flat surface will do the trick.

Shelter—for wind and rain protection

Create a windbreak for your garden made of plants that also provide nectar. Woodpiles, eaves and the leaves of bushes and trees can serve as protection on rainy days.



Safer pesticide practices—butterflies want to live!

- **Do not spray on windy days;** protect butterflies, birds, bees, other beneficial insects and wildlife.
- **Avoid spraying open flowers.** Spray just before bud break. Apples: spray when pinholes on small fruit appear. Pear Blight: follow special instructions. Use Bt (*Bacillus thuringiensis*) for bud worms, but never spray Bt products on Milkweed.
- **Spray at dawn, dusk, or at night.**
- **Systemic insecticides translocates to flowers and can harm pollinators,** even applied to soil.

Enjoy your butterfly world!

Once you've included all the elements and adopted safer gardening practices, you'll be amazed at the variety of butterflies and other visitors who will take up residence in the safe haven you've provided.



Campbell - 2460 S. Winchester Blvd. | (408) 866-0171
Cupertino - 1491 S. De Anza Blvd. | (408) 996-8355
Palo Alto - 725 San Antonio Road | (650) 493-5136

Build Your Own Butterfly Garden Plants

Perennials

Common Name	Botanical Name
Aster *	Aster
Beard Tongue *	Penstemon spp.
Bee Balm	Monarda spp.
Black-Eyed Susan	Rudbeckia hirta
Blanket Flower	Gaillardia spp.
Bleeding Heart *	Dicentra spp.
Broadleaf/Cmn Plantain	Plantago major
Buckwheat *	Eriogonum spp.
California Aster	Symphotrichum chilense
Canna Lily	Canna spp.
Clover	Trifolium spp.
Columbine	Aquilegia spp.
Coneflower	Echinacea spp.
Coreopsis	Coreopsis spp.
Cosmos	Cosmos spp.
Coyotemint	Monardella villosa
Deerweed	Acmispon glaber/Lotus scoparius
Dusty Miller	Senecio cineraria
Fennel *	Foeniculum vulgare
Foxglove *	Digitalis spp.
Gayfeather	Liatris spp.
Geum *	Geum
Goldenrod	Solidago spp.
Grasses *	Carex, Festuca, others
Heliotrope	Heliotropium arborescens
Hollyhock *	Alcea rosea spp.
Jacob's Ladder	Polemonium spp.
Japanese Bellflower	Platycodon spp.
Lily Of The Nile	Agapanthus spp.
Lippia	Lippia repens, Phyla nodiflora
Lupine *	Lupinus spp.
Mallow	Lavatera spp.
Matilija Poppy	Romneya coulteri
Mexican Sunflower	Tithonia spp.
Michaelmas Daisy	Aster novi-belgii, others
Milkweed *	Asclepias spp.
Monkey Flower	Diplacus, Mimulus spp.
Mullein	Verbascum spp.
Nettle	Urtica spp.
Pearly Everlasting	Anaphalis spp.
Peter's Gold Carpet	Bidens ferulifolia
Phlox, Summer Phlox	Phlox paniculata
Pincushion Flower	Scabiosa spp.
Plumbago	Ceratostigma plumbaginoides

Perennials Cont.

Common Name	Botanical Name
Red Valerian	Centranthus ruber
Russian Sage	Perovskia atriplicifolia
Sage	Salvia spp.
Santa Barbara Daisy	Erigeron karvinskianus
Scented Geranium	Pelargonium graveolens
Sea Holly	Eryngium spp.
Sea Lavender/Statice	Limonium spp.
Sea Thrift	Armeria spp.
Seaside Daisy	Erigeron spp.
Shasta Daisy	Leucantheyaum superbum
Snapdragon	Antirrhinum spp.
Snow In Summer	Alyssum spp.
Speedwell *	Veronica spp.
Stoke's Aster	Stokesia laevis
Thistle	Cirsium, Eryngium, others
Thyme	Thymus spp.
Toadflax *	Linaria purpurea
Torch Lily	Kniphofia spp.
Verbena	Verbena spp.
Vinca	Vinca minor
Wall Flower	Erysimum spp.
Wild Radish	Raphanus raphanistrum
Yarrow	Achillea spp.

Trees & Shrubs

Common Name	Botanical Name
Bluebeard/Blue Mist	Caryopteris spp.
Butterfly Bush	Buddleja spp.
California Coffeeberry	Rhamnus californica
California Wild Lilac	Ceanothus spp.
Chaste Tree	Vitex agnus-castus
Hebe	Hebe spp.
Lantana	Lantana spp.
Lavender	Lavandula spp.
Oak	Querus spp.
Rosemary	Rosmarinus officinalis
Spirea	Spiraea spp.
Strawberry Tree	Arbutus unedo or marina
Tree Mallow	Lavatera arborea
Viburnum	Viburnum spp.
Willow	Salix spp.

Build Your Own Butterfly Garden Plants

Vines

Common Name	Botanical Name
Black-Eyed Susan Vine	Thunbergia alata
Dutchman's Pipe *	Aristolochia spp.
Wisteria	Wisteria spp.

Annuals

Common Name	Botanical Name
Marigold	Tagetes spp.
Mustard	Brassica spp.
Sunflower *	Helianthus spp.
Violet (native) *	Viola adunca & pedunculata
Zinnia	Zinnia spp.



Campbell - 2460 S. Winchester Blvd. | (408) 866-0171
Cupertino - 1491 S. De Anza Blvd. | (408) 996-8355
Palo Alto - 725 San Antonio Road | (650) 493-5136